


Everyone Welcome
Autumn 1

Intent: Children begin their school journey by exploring what's special about them and how they can be the best they can be. Building on what has been learned in Nursery, children will recap on what it is that makes them special. A love of learning begins here as children explore and become independent learners. During this half term baseline is completed.

Topics <ul style="list-style-type: none"> Families Superheroes Autumn/Harvest 	Key Dates: Harvest donation – 29 th September Police/ Firefighters/ Paramedics visit? Visits from parents re: jobs	Parental Involvement: Phonics & Reading workshop Maths workshop
---	---	--


<u>Curriculum Area</u>	<u>Focus (including book focus)</u>	<u>Crucial Knowledge</u>	<u>Development Matters</u>	<u>Key vocab</u>
English – Reading	0: The Black Dog (whole school) 1: All about Families 2: The Invisible String 3: Supertato / Harvest 4: There's a superhero in your book 5: A superhero like you 6: The leaf thief 7: Leaf Hunt	We read from left to right and top to bottom	Print has meaning – we read English text from left to right and from top to bottom	Print Story
English – Writing	0: The Black Dog (whole school) 1: All about Families 2: The Invisible String 3: Supertato / Harvest 4: There's a superhero in your book 5: A superhero like you 6: The leaf thief 7: Leaf Hunt	Upper and lower case letters. Some letters are small Some letters are tall (ascenders) Some letters hang below the line (descenders)	Form lowercase and capital letters correctly. Show a preference for a dominant hand Use a comfortable grip with good control when holding pens and pencils Write some letters accurately.	Letter Uppercase Capital Lowercase
Phonics	Little Wandle – phase 2	Letter – has a name and a sound	Read individual letters by saying	Letter Phonics Blend




EYFS (Reception) Curriculum Map 2023-24



		Phonics – How we learn to read	the sounds for them. Blend sounds into words. Spell words by identifying the sounds.	Word
Maths	Baseline – 3days / 1 week Key times of the day Class routines Match, Sort, Compare (2 weeks) Talk about measure and patterns (2 weeks) It's me 1,2,3 (2 weeks)	Comparing/sorting is saying what is the same and different. A repeating pattern is a pattern that is the same over and over. A number is an amount of something	Make comparisons between objects relating to size. Talk about and identify patterns around them, Extend and create patterns Notice and correct error in a repeating pattern	
UTW – Science Science is	Changes as people and animals grow. Superheroes – strong and healthy Seasonal changes	People and animals grow and change e.g. baby to child. Healthy food is eating a balanced diet. Part of a balanced diet is eating fruit and vegetables Autumn is in September, October and November Leaves fall off the trees and change colours	Begin to make sense of their own life story and families history. Describe what they see, hear and feel outside. Understand the effect of changing seasons on the natural world around them. Explore the natural world around us. Make healthy choices about food, drink, activity Know and talk about different factors that support their overall health and well-being	Change Grow Baby Toddler Child Teenager Adult Seasons Autumn Winter Spring Summer Change Weather Temperature
UTW – History History is ...	My timeline. My family tree – homework My memories.	I was a baby and I've grown. I have a family	Comment on familiar situations in the past. Understand the past through settings, characters	Grow Change Past Timeline Family Memory




			<p>and events in books.</p> <p>Know some similarities and differences between things in the past and now.</p> <p>Talk about members of their immediate family and community.</p> <p>Name and describe people who are familiar to them.</p>	
<p>PSED (PSHE)</p> <p>PSHE is</p>	<p>Feelings – me and others</p>	<p>There are different emotions I can feel sad, scared, happy, angry.</p>	<p>Express their feelings and consider the feelings of others.</p> <p>Identify and moderate their own feelings.</p> <p>Think about the perspectives of others.</p> <p>Talk about their feelings using words like 'happy', 'sad', 'angry', 'worried'</p> <p>Understand gradually how others might be feeling</p>	<p>Emotions</p> <p>Feelings</p> <p>Sad</p> <p>Scared</p> <p>Happy</p> <p>Angry</p>
<p>Expressive Arts & Design (Art)</p> <p>Art is ...</p>	<p>Drawing and sketching</p>	<p>Pencils and other tools can make marks.</p> <p>Tone means how light or dark something is</p> <p>Vincent Van Gogh is an artist.</p>	<p>Safely use and explore a variety of materials, tools and techniques.</p> <p>Experimenting with colour, design and texture.</p>	<p>Pattern</p> <p>Texture</p> <p>Thick/thin Dots</p> <p>Wavy Lines</p> <p>Imagination</p> <p>Soft</p> <p>Dashes</p> <p>Heavy</p> <p>Tone</p> <p>Van Gogh - Harvest</p>
<p>UTW (R.E)</p> <p>R.E is ...</p>	<p>We all have a role within society.</p>	<p>Community is a group of people (home or school).</p>	<p>Understand that some places are special to members of their community.</p>	<p>Celebration</p> <p>Event</p> <p>Harvest</p> <p>Christians</p> <p>Community</p>



EYFS (Reception) Curriculum Map 2023-24




		<p>We celebrate different events throughout the year.</p> <p>Harvest is when farmers gather their crops</p> <p>Harvest is celebrated by Christians. Christians believe Jesus is the Son of God</p>	<p>Recognise that people have different beliefs and celebrate special times in different ways.</p>	
Computing	E-Safety – Digital Literacy - Health, Wellbeing and Lifestyle	<p>I can identify rules that help keep us safe and healthy in and beyond the home when using technology.</p> <p>I can give some simple examples.</p>	<p>Children recognise that a range of technology is used in places such as homes and schools. They select and use technology for particular purposes.</p>	E-Safety Safe



Let's Celebrate
Autumn 2


<u>Let's Celebrate</u> <u>Autumn 2</u>				
Topics: <ul style="list-style-type: none"> • Beliefs • Traditional tales • Winter / Christmas 		Key Dates: Christmas shows Minibus trip around local area		Parental Involvement: Parents evening Parents to read traditional tales – mystery readers
<u>Curriculum Area</u>	<u>Focus (including book focus)</u>	<u>Crucial Knowledge</u>	<u>Development Matters</u>	<u>Key vocab</u>
English – Reading	1. Diwali – Rama and Sita / Remembrance Day 2. Three Little Pigs 3. Goldilocks and Three Bears 4. Little Red Riding Hood 5. Nativity 6. One Snowy Night 7. Jolly Postman Christmas	There are different parts of a book. Front cover – A front cover has a title, the authors name, illustrators name and a picture. Blurb – tells you a little bit about the story.	Understands the five key concepts about print.	Title Front cover Blurb Story Author Illustrator
English – Writing	1. Diwali – Rama and Sita / Remembrance Day 2. Three Little Pigs 3. Goldilocks and Three Bears 4. Little Red Riding Hood 5. Nativity 6. One Snowy Night 7. Jolly Postman Christmas	Word- A group of letters that mean something.	Form lower case and capital letters correctly. Demonstrate what has been read to them by retelling stories. Write some letters accurately	Letter Upper- case Capital Lower-case Word Retell
Phonics	Little Wandle – phase 2	Letter – has a name and a sound Phonics – How we learn to read Diagraph – two letters that make one sound	Read individual letters by saying the sounds for them. Blend sounds into words. Spell words by identifying the sounds. Read some letter groups that represent one	Letter Phonics Blend Word Diagraph



EYFS (Reception) Curriculum Map 2023-24




			<p>sound and say sounds for them. Read a few common exception words matched to the schools phonics programme</p>	
Maths	White Rose	<p>Circles and Triangles 1,2,3,4,5 Shapes with 4 sides</p>	<p>Talk about and explore 2D shapes. Understand one more/one less Link the numeral with its number value.</p>	<p>Shape Circle Triangle Number Square Rectangle Sides Vertices</p>
<p>UTW – Science Science is ...</p>	Seasonal change	<p>In Winter it is dark because the sun rises later and also sets earlier. In Winter it can be cold, icy, frosty and snow. Winter is December, January and February</p>	<p>Describe what they see, hear and feel outside Understand the effect of changing seasons on the natural world around them.</p>	Winter Season
<p>UTW – Geography Geography is ...</p>	<p>My home and what it looks like. Map of my street. Where is our school?</p>	<p>We can live in different buildings e.g. bungalow, house, flat. 'There are different places around where we live e.g. shop, school, gym, park</p>	<p>Draw information from a simple map. Recognise environments where we live. Describe their immediate environment. Describe a familiar route Discuss routes and locations</p>	<p>Home Street Map Environment</p>
<p>PSED (PSHE)</p>	<p>Feelings- me and others. Traditional tales</p>	<p>There are different emotions I can feel sad, scared, happy, angry Road safety – we need to stop, think, look and listen, wait for an adult and then cross</p>	<p>Identify and moderate their own feelings. Think about the perspectives of others. See themselves as a valued individual. Know and talk about the different</p>	<p>Emotions Feelings Sad Scared Happy Angry</p>



EYFS (Reception) Curriculum Map 2023-24




			factors that support their overall health and wellbeing. Being a safe pedestrian.	
Expressive Arts & Design (Music) Music is ...	Music time Christmas performance	A tune is a melody Pitch is the way a noise may sound high or low	Sing a large repertoire of songs Knows many well-known nursery rhymes or songs Remember and sing entire songs Sing the pitch of a tone sung by another person Sing the melodic shape of familiar songs Create their own songs or improvise a song around one they know Sing in a group or on their own	Music Pitch Melody Tune Nursery Rhyme Song High Low Loud Quiet
UTW (R.E) RE is ...	We all have a role within society.	Community is a group of people (home or school). We celebrate different events throughout the year. Diwali is a Hindu festival. It is the festival of light. Remembrance day is remembering soldiers that have fought for our country The Nativity is about the birth of Jesus	Understand that some places are special to members of their community. Recognise that people have different beliefs and celebrate special times in different ways.	Community Celebrate Christmas Jesus Christianity
Computing	Computer Science – Coding/ Programming	I can input a simple sequence of commands to control a digital device with support (Bee Bot)	Children recognise that a range of technology is used in places such as homes and schools.	Bee Bot Commands Technology



EYFS (Reception) Curriculum Map 2023-24



			They select and use technology for particular purposes.	
--	--	--	---	--



Out of this World!
Spring 1

Intent: The children build on their previous learning to explore more about the environment around them and the changes they may see. This further develops their confidence and interest in learning.

Topics:

- Space
- Dinosaurs

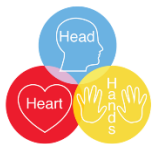
Key Dates:

National Storytelling Week – 30th
January-6th February

Parental Involvement:

Bedtime stories – Space
Come Learn With Me morning


<u>Curriculum Area</u>	<u>Focus (including book focus)</u>	<u>Crucial Knowledge</u>	<u>Development Matters</u>	<u>Key vocab</u>
English – Reading	1. Aliens love underpants 2. Space (non-fiction) 3. Harry and the bucketful of dinosaurs 4. How to look after your dinosaur 5. Dinosaurs (non-fiction)	There are different parts of a book. Front cover – A front cover has a title, the authors name, illustrators name and a picture. Blurb – tells you a little bit about the story. Author – someone who writes the story. Illustrator – someone who draws the pictures in the story	Understands the five key concepts about print. Engage in extending conversations about stories, learning new vocabulary Non-fiction is information and facts	Title Front cover Blurb Story Author Illustrator
English – Writing	1. Aliens love underpants 2. Space (non-fiction) 3. Harry and the bucketful of dinosaurs 4. How to look after your dinosaur 5. Dinosaurs (non-fiction)	Upper- and lowercase letters. Word- A group of letters that mean something. Finger spaces Gaps left between words.	Write short sentences using a capital letter and a full stop. Read simple phrases and sentences.	Letter Upper- case Capital Lower-case Word Retell Finger space Phrase Sentence



EYFS (Reception) Curriculum Map 2023-24



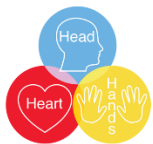
<p>Phonics</p>	<p>Little Wandle – phase 3</p>	<p>Letter- has a name and a sound.</p> <p>Phonics- How we learn to read.</p> <p>Diagraph- 2 letters that make 1 sound.</p> <p>Trigraph – 3 letters that make 1 sound.</p> <p>Word- A group of letters that mean something.</p>	<p>Read individual letters by saying the sounds for them.</p> <p>Blend sounds into words.</p> <p>Spell words by identifying the sounds.</p> <p>Say a sound for each letter in the alphabet and say at least 10 diagraphs.</p> <p>Read some letter groups that represent one sound and say sounds for them.</p> <p>Read a few common exception words matched to the schools phonics programme</p>	<p>Letter Phonics Blend Word Digraph Trigraph</p>
<p>Maths</p>	<p>White Rose Maths Alive in 5! Mass and Capacity Growing 6,7,8</p>	<p>Introducing 0 Comparing numbers to 5 Composition of 4 and 5 Mass and capacity 6,7,8 Making pairs Combining two groups Length and height Time</p>	<p>Solve real world mathematical problems with numbers up to 5.</p> <p>Explore the composition of numbers to 10</p> <p>Compare quantities up to 10.</p> <p>Compare length, weight and capacity.</p>	
<p>UTW – Science Science is ...</p>	<p>Space</p>	<p>A force is a push or a pull</p>	<p>Explore and talk about different forces they can feel</p> <p>Explain how things work</p> <p>Understand some important processes and changes in the natural world around them including changing states of matter</p>	<p>Force Push Pull</p>



EYFS (Reception) Curriculum Map 2023-24




<p>UTW – History</p> <p>History is ...</p>	<p>Dinosaurs</p>	<p>An archeologist is someone who finds things from the past</p>	<p>Use all their senses in hands on exploration of natural materials. Talk about what they see using a wide vocabulary</p>	<p>Archeologist Past</p>
<p>PSED (PSHE)</p>	<p>Being a good friend (special people)</p> <p>What makes us unique.</p>	<p>I know how to be a good friend: sharing, helping, kind hands, letting others join in.</p> <p>We all have an opinion. We have different likes and dislikes.</p>	<p>Build constructive and respectful relationships Work and play cooperatively and take turns with others. Form positive attachments with adults and friendships with peers. Show sensitivity to their own and other's needs. See themselves as a valued individual. Think about the perspectives of others</p>	<p>Special Different Carer Friend Unique Special Opinion Like Dislike Different</p>
<p>Expressive Arts & Design (Art)</p>	<p>Painting</p>	<p>The 3 primary colours are: red, yellow, blue</p> <p>Colours change when we mix them together</p> <p>Vincent Van Gogh is an artist.</p>	<p>Explore colour and colour-mixing Explore a variety of materials, tools and techniques, experimenting with colour, design, texture, form and function</p>	<p>Primary Paint Brush Light Dark Tools Experiment Printing Van Gogh – Starry Night</p>
<p>Computing</p>	<p>Information Technology – Augmented Reality and Virtual Reality</p>	<p>I can scan a QR code. I can explore a 360 image. I can talk about AR objects in my class</p>	<p>Children recognise that a range of technology is used in places such as homes and schools. They select and use technology for particular purposes.</p>	<p>AR Makr, Google Expeditions Figment AR LEO AR Camera</p>



All things great and small
Spring 2


<u>Topics:</u> <ul style="list-style-type: none"> • Spring life / Growing • Book Week • In the pond – Ducks and Frogs 		<u>Key Dates:</u> World Book Day -7 th March Mother’s Day – 10 th March Easter Bonnet Parade – 22 nd March Frogs Spawn in classroom		<u>Parental Involvement:</u> Parents evening Mother’s Day Craft morning	
<u>Curriculum Area</u>	<u>Focus (including book focus)</u>	<u>Crucial Knowledge</u>	<u>Development Matters</u>	<u>Key vocab</u>	
English – Reading	<ol style="list-style-type: none"> 1. Jasper’s Beanstalk 2. The Growing Story 3. Book Week – children’s favourites 4. Kipper’s Little Friends 5. Oi Frog 	<p>Upper- and lowercase letters.</p> <p>Word- A group of letters that mean something.</p> <p>Finger spaces Gaps left between words.</p> <p>Phrase- A group of words that does not have a verb but tells us information</p> <p>Fiction books are made up stories.</p>	<p>Write short sentences using a capital letter and a full stop.</p> <p>Read simple phrases and sentences.</p> <p>Use and understand recently introduced vocabulary during discussions about stories and non-fiction</p> <p>Engage in non-fiction books</p> <p>Listen to and talk about selected non-fiction to develop a deep familiarity with new knowledge and vocabulary</p>	<p>Letter Upper- case Capital Lower-case Word Retell Finger space Phrase Sentence Full stop</p>	
English – Writing					
Phonics	Little Wandle – phase 3	<p>Letter- has a name and a sound.</p> <p>Phonics- How we learn to read.</p> <p>Diagraph- 2 letters that make 1 sound.</p> <p>Trigraph – 3 letters that make 1 sound.</p> <p>Word- A group of letters that mean something.</p>	<p>Read individual letters by saying the sounds for them.</p> <p>Blend sounds into words.</p> <p>Spell words by identifying the sounds.</p> <p>Say a sound for each letter in the alphabet and say at least 10 diagraphs.</p> <p>Read words consistent with their phonic knowledge by sound-blending</p>	<p>Letter Phonics Blend Word Digraph Trigraph</p>	



EYFS (Reception) Curriculum Map 2023-24




<p>Maths</p>	<p>White Rose Maths</p> <p>Length, height and time</p> <p>Building 9 and 10</p> <p>Explore 3D shapes</p>	<p>9 and 10</p> <p>Comparing numbers to 10</p> <p>Bonds to 10</p> <p>3D shapes</p> <p>Pattern</p>	<p>Have a deep understanding of numbers to 10, including the composition of each number</p> <p>Compare quantities up to 10</p> <p>Automatically recall number bonds 0-5 and some to 10</p> <p>Talk about and explore 3D shapes using informal and mathematical language</p>	<p>Number</p> <p>Pattern</p> <p>Count</p> <p>Match</p> <p>Number bonds</p> <p>3D shapes</p>
<p>UTW – Science</p> <p>Science is ...</p>	<p>Ducks and Frogs</p> <p>Plants - growth</p> <p>Seasonal Changes</p>	<p>Animals can be put into different groups</p> <p>Ducks are birds</p> <p>Frogs are amphibians</p> <p>All animals and plants change through a life cycle</p> <p>Plants need different things to grow; they need water, air, nutrients, sunlight</p> <p>Animals need food, water, shelter, space and air to survive.</p> <p>Explore the world around us (4 seasons)</p> <p>In Spring, new life grows. It stays lighter for longer</p>	<p>Explore the natural world around them</p> <p>Describe what they see, hear and feel whilst outside</p> <p>Make observations and draw pictures of animals and plants</p> <p>Talk about what they see, using a wide vocabulary</p> <p>Plant seeds and care for growing plants</p> <p>Begin to understand the need to respect and care for the natural environment and all living things</p> <p>Understand the key features of the life cycle of a plant and an animal.</p> <p>Plant seeds and care for growing plants</p>	<p>Ducks</p> <p>Frogs</p> <p>Birds</p> <p>Amphibians</p> <p>Life cycle</p> <p>Spring</p> <p>Season</p>



EYFS (Reception) Curriculum Map 2023-24



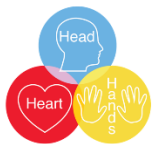
		during the spring months. Spring months are March, April and May.		
<p>PSED (PSHE)</p> <p>PSHE is ...</p>	Being healthy	<p>For a healthy body we need:</p> <p>Healthy range of foods</p> <p>Exercise</p> <p>Water</p> <p>Sleep</p> <p>To keep clean</p>	<p>Be increasingly independent in meeting their own care needs e.g. brushing teeth, using the toilet, washing and drying their hands thoroughly</p> <p>Make healthy choices about food, drink, activity and toothbrushing</p> <p>Manage their own personal hygiene</p> <p>Know and talk about different factors that support their overall health and wellbeing</p>	<p>Healthy</p> <p>Safe</p> <p>Exercise</p>
<p>Expressive Arts & Design (Music)</p> <p>Music is ...</p>	<p>Music time</p> <p>Easter performance</p>	<p>A tune is a melody</p> <p>Pitch is the way a noise may sound high or low</p>	<p>Sing a large repertoire of songs</p> <p>Knows many well-known nursery rhymes or songs</p> <p>Remember and sing entire songs</p> <p>Sing the pitch of a tone sung by another person</p> <p>Sing the melodic shape of familiar songs</p> <p>Create their own songs or improvise a song around one they know</p> <p>Sing in a group or on their own</p>	<p>Music</p> <p>Pitch</p> <p>Melody</p> <p>Tune</p> <p>Nursery Rhyme</p> <p>Song</p> <p>High</p> <p>Low</p> <p>Loud</p> <p>Quiet</p>
Computing	Information Technology – Video Creation	I know the difference between a photography and video.	Children recognise that a range of technology is used in places such as	<p>Camera</p> <p>App</p> <p>Video</p> <p>Record</p>



EYFS (Reception) Curriculum Map 2023-24



		<p>I can record a short film using the camera</p> <p>I can record and play a film</p> <p>I can watch films back</p>	<p>homes and schools. They select and use technology for particular purposes.</p>	
--	--	---	---	--




Amazing Animals
Summer 1

Intent: Children now embed their previous learning as they explore the world around them in different contexts. They consolidate the skills learned throughout the year ready for their transition into year 1.

<u>Topics:</u> <ul style="list-style-type: none"> Animals from around the World Traditional tales 	<u>Key Dates:</u>	<u>Parental Involvement:</u> Come Learn With Me afternoon End of Year Expectations meeting
---	--------------------------	---


<u>Curriculum Area</u>	<u>Focus (including book focus)</u>	<u>Crucial Knowledge</u>	<u>Development Matters</u>	<u>Key vocab</u>
English – Reading	1. Handa’s Surprise 2. Lost and Found 3. Snail and the Whale 4. The Ugly Duckling 5. 3 Billy Goats Gruff 6. Jack and the Beanstalk 7. Gingerbread man	Non-fiction is true facts and information	Demonstrate understanding of what’s been read to them. Anticipate key events in stories Use and understand recently introduced vocabulary Engage in non-fiction books	Non-fiction Facts Information
English – Writing		Upper- and lowercase letters. Word- A group of letters that mean something. Finger spaces Gaps left between words. Phrase- A group of words that does not have a verb but tells us information Full stop – to show us when a sentence is finished	Form lower-case and capital letters correctly Spell words identifying the sounds and then writing the sound with letter/s Write short sentences with words with known letter-sound correspondence using a capital letter and full stop Re-read what they have written to check that it makes sense	Lower case Capital letters Word Finger space Phrase Full stop
Phonics	Little Wandle – phase 4	Letter- has a name and a sound.	Say a sound for each letter in the alphabet and say	Letter Phonics Blend



EYFS (Reception) Curriculum Map 2023-24




		<p>Phonics- How we learn to read.</p> <p>Diagraph- 2 letters that make 1 sound.</p> <p>Trigraph – 3 letters that make 1 sound.</p> <p>Word- A group of letters that mean something.</p>	<p>at least 10 diagraphs.</p> <p>Read words consistent with their phonics knowledge.</p> <p>Read aloud simple sentences.</p> <p>Write recognisable letters that are correctly formed.</p>	<p>Word</p> <p>Digraph</p> <p>Trigraph</p>
<p>Maths</p>	<p>White Rose – To 20 and Beyond</p> <p>How many now?</p> <p>Manipulate, compose and decompose</p>	<p>Building Numbers beyond 10</p> <p>Counting patterns beyond 10</p> <p>Spatial reasoning</p> <p>Match, rotate, manipulate</p> <p>Adding More</p> <p>Taking Away</p> <p>Compose and decompose</p>	<p>Have a deep understanding of number to 10, including the composition of each number.</p> <p>Verbally count beyond 20, recognising the pattern of the counting system.</p> <p>Compare quantities up to 10 in different contexts, recognising when one quantity is greater than, less than or the same as the other quantity.</p>	<p>Add</p> <p>Take away</p> <p>Number</p> <p>Counting</p>
<p>UTW – Science</p> <p>Science is ...</p>	<p>Animals</p>	<p>Animals live in different parts of the world.</p> <p>Animals need food, water, shelter, space and air to survive.</p>	<p>Make observations of animals and plants.</p> <p>Describe what they see, hear and feel outside</p> <p>Understand the effect of changing seasons on the natural world around them.</p>	<p>Animals</p> <p>World</p> <p>Survive</p> <p>Habitats</p>
<p>UTW – Geography</p> <p>Geography is ...</p>	<p>The wider world</p>	<p>The world is made up of different countries</p>	<p>Explain some similarities and differences</p>	<p>World</p> <p>Earth</p> <p>Similarities</p>



EYFS (Reception) Curriculum Map 2023-24



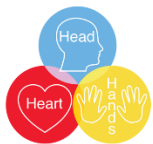
		<p>Different countries have different environments Africa is a very hot continent</p> <p>Antarctica is a cold continent. It is called the South Pole</p> <p>A continent is a group of countries</p> <p>The world is covered by lots of water. These are called oceans and seas</p> <p>Animals live in the water</p>	<p>between life in this country and lives in other countries Describe their immediate environment Know that there are different countries in the world and talk about the differences they have experienced or seen in photos Make observations of animals Recognise some environments that are different to the one in which they live Explore the world around them Recognise some similarities and differences between life in their country and life in other countries</p>	<p>Differences Country Continent Environments</p>
PSED (PSHE)	<p>My body</p> <p>Growing and changing</p>	<p>We grow up and we change and so does our environment</p> <p>We have different parts of the body</p>	<p>Participate in discussions Manage own basic hygiene and personal needs Understand important changes in the natural world and around them.</p>	<p>Grow Change Body: Knee Arm Hair Ear Eye Nose Hand</p>
Computing	<p>Information Technology – Word Processing/ Typing</p>	<p>I can play on a touch screen game and use computers/keyboards/mouse in role play I can type letters with increasing confidence using a keyboard and tablet.</p>	<p>Children recognise that a range of technology is used in places such as homes and schools. They select and use</p>	<p>Technology Type</p>



EYFS (Reception) Curriculum Map 2023-24




		I can dictate short, clear sentences into a digital device.	technology for particular purposes.	
--	--	---	-------------------------------------	--



Summertime
Summer 2


<u>Summertime</u> <u>Summer 2</u>				
Topics: <ul style="list-style-type: none">• Summer• Disney• Spectacular Sports		Key Dates: <p>Father's Day – 16th June Sports Day Olympics – 26th July</p>		Parental Involvement: <p>Parents evening Prince and Princess Dance Ball Family Picnic</p>
<u>Curriculum Area</u>	<u>Focus (including book focus)</u>	<u>Crucial Knowledge</u>	<u>Development Matters</u>	<u>Key vocab</u>
English – Reading	<ol style="list-style-type: none"> 1. Hello Summer 2. What the Ladybird heard at the Seaside 3. Beauty and the Beast 4. Toy Story 5. Moana 5. Sport's Day 6. Famous Sports People 	<p>There are different parts of a book.</p> <p>Front cover – A front cover has a title, the authors name, illustrators name and a picture.</p> <p>Blurb – tells you a little bit about the story.</p> <p>Author – someone who writes the story.</p> <p>Illustrator – someone who draws the pictures in the story</p> <p>Fiction books are made up stories</p>	<p>Understands the five key concepts about print.</p> <p>Demonstrate understanding of what's been read to them.</p> <p>Anticipate key events in stories.</p> <p>Use and understand recently introduced vocab.</p> <p>Read aloud simple sentences and books that are consistent with their phonic knowledge, including some common exception words.</p>	<p>Title</p> <p>Front cover</p> <p>Blurb</p> <p>Story</p> <p>Author</p> <p>Illustrator</p> <p>Fiction</p>
English – Writing		<p>Upper- and lowercase letters.</p> <p>Word- A group of letters that mean something.</p> <p>Finger spaces Gaps left between words.</p> <p>Phrase- A group of words that does not have a verb but tells us information</p>	<p>Form lower-case and capital letters correctly</p> <p>Spell words identifying the sounds and then writing the sound with letter/s</p> <p>Write short sentences with words with known letter-sound correspondence</p>	<p>Letter</p> <p>Upper- case</p> <p>Capital</p> <p>Lower-case Word</p> <p>Retell</p> <p>Finger space</p> <p>Phrase</p> <p>Sentence</p> <p>Full stop</p>



EYFS (Reception) Curriculum Map 2023-24




		<p>Full stop – to show us when a sentence is finished</p>	<p>using a capital letter and full stop Re-read what they have written to check that it makes sense Write simple phrases and sentences that can be read by others. Write recognisable letters most of which are correctly formed</p>	
Phonics	Little Wandle -phase 4	<p>Letter- has a name and a sound.</p> <p>Phonics- How we learn to read.</p> <p>Diagraph- 2 letters that make 1 sound.</p> <p>Trigraph – 3 letters that make 1 sound</p> <p>Word- A group of letters that mean something.</p>	<p>Say a sound for each letter in the alphabet and say at least 10 diagraphs. Read words consistent with their phonics knowledge. Read aloud simple sentences. Write recognisable letters that are correctly formed. Write simple phrases and sentences.</p>	<p>Letter Phonics Blend Word Digraph Trigraph</p>
Maths	White Rose – Sharing and grouping Visualize, build and map Make connections	<p>Doubling Sharing & Grouping Even and Odd Spatial Reasoning Visualise and Build Deepening Understanding Patterns and relationships Mapping</p>	<p>Automatically recall some double facts. Explore and represent patterns within numbers, including even and odd, double facts and how quantities can be distributed equally.</p>	<p>Doubling Sharing Grouping Odd Even Pattern Number</p>
UTW – Science Science is ...	Changes and weather. Seasonal changes	<p>It gets warmer in Summer.</p> <p>Suitable clothes for different weathers.</p> <p>Keeping safe in the sun – apply sun cream, wear a hat</p>	<p>Explore the natural world around them. Know some similarities and differences between the natural world around them and contrasting environments.</p>	<p>Change Weather Season Spring Summer Autumn Winter Hot Cold</p>



EYFS (Reception) Curriculum Map 2023-24



		<p>and drink plenty of water</p> <p>The Summer months are June, July and August</p> <p>Sinking and Floating - Moana</p>	<p>Understand some important process and changes in the natural world.</p> <p>Explore collections of materials with similar and/or different properties</p> <p>Talk about the differences between materials and changes they notice</p>	
<p>UTW – History</p> <p>History is</p>	<p>Seaside</p>	<p>Seaside now and in the past</p>	<p>Know some similarities and differences between things in the past and now.</p> <p>Understand the past through settings, characters and events in books.</p>	<p>Now Then Past Seaside</p>
<p>PSED (PSHE)</p> <p>PSHE is</p>	<p>Being Safe</p> <p>Transitions to new class</p>	<p>It is important that we: Know who we can go to if we need help.</p> <p>Make good choices. Communicate our preferences. Express when we don't like something.</p>	<p>Show an understanding of their own feelings and those of others. Follow instructions involving several ideas.</p> <p>Show independence, resilience and perseverance in the face of challenge.</p> <p>Explain the reasons for rules.</p> <p>Know right from wrong.</p>	<p>Safe Communicate</p>
<p>UTW (R.E)</p>	<p>Behaviour</p>	<p>Behaviour is the way we act.</p> <p>Good behaviour means following the rules, treating people and things with kindness and respect.</p>	<p>Explain the reasons for the rules and know right from wrong.</p> <p>Follow instructions involving several ideas.</p> <p>Show sensitivity to others' needs.</p>	<p>Rules Behaviour Kindness Respect</p>
<p>Expressive Arts & Design (Art)</p>	<p>Collage</p> <p>Sculpture</p>	<p>Vincent Van Gogh is an artist.</p>	<p>Explore a variety of materials, tools and techniques,</p>	<p>Vincent Van Gogh – Sunflowers Painting</p>



EYFS (Reception) Curriculum Map 2023-24



Art is ...		Materials can create sculptures	experimenting with colour, design, texture, form and function Explore different materials freely, to develop their ideas about how to use them and what to make Join different materials and explore different textures	Collage Colour Mix Sculpture Junk modelling Clay Playdough Recycled Natural Statues Materials
------------	--	---------------------------------	---	---